
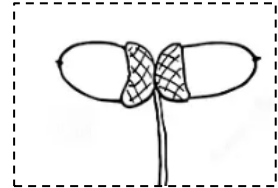
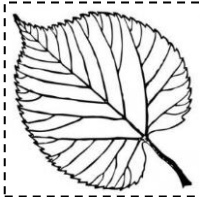


Listnaté dreviny




1. Vytvor trojice – rovnakou farbou vyfarbi názov dreviny, jej list a plod.

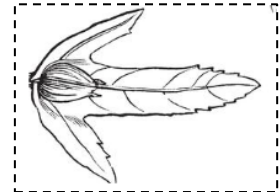
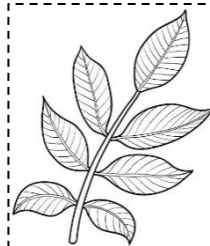
breza previsnutá




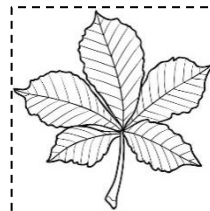
buk lesný




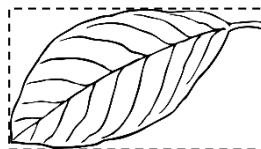
dub zimný



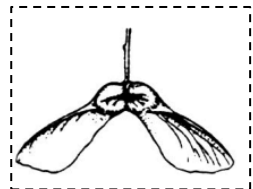
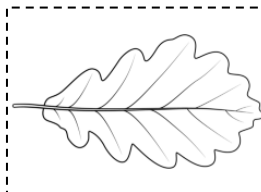
hrab obyčajný



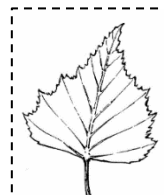
lipa malolistá



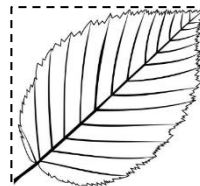
pagaštan konský



javor mliečny



orech kráľovský





2. Vyfarbi správny názov plodu listnatej dreviny.

javor mliečny	orech	nažka	bukvica
dub zimný	bukvica	oriešok	žalud'
buk lesný	orech	bukvica	tobolka
lipa malolistá	oriešok	nažka	orech
pagaštan konský	žalud'	tobolka	nažka

3. Doplň z rámčeka slová na správne miesto vo vetách.

brezu lipy javora duba pagaštana orech buka

Z nektáru kvetov včely vyrábajú med.
 má semeno ukryté v škrupinke. Plody sa ľahko šíria
 vetrom. Plodmi a sa živia diviaky.
 rozpoznáme podľa bielej kôry. Plod
 pripomína pichľavého ježka.

